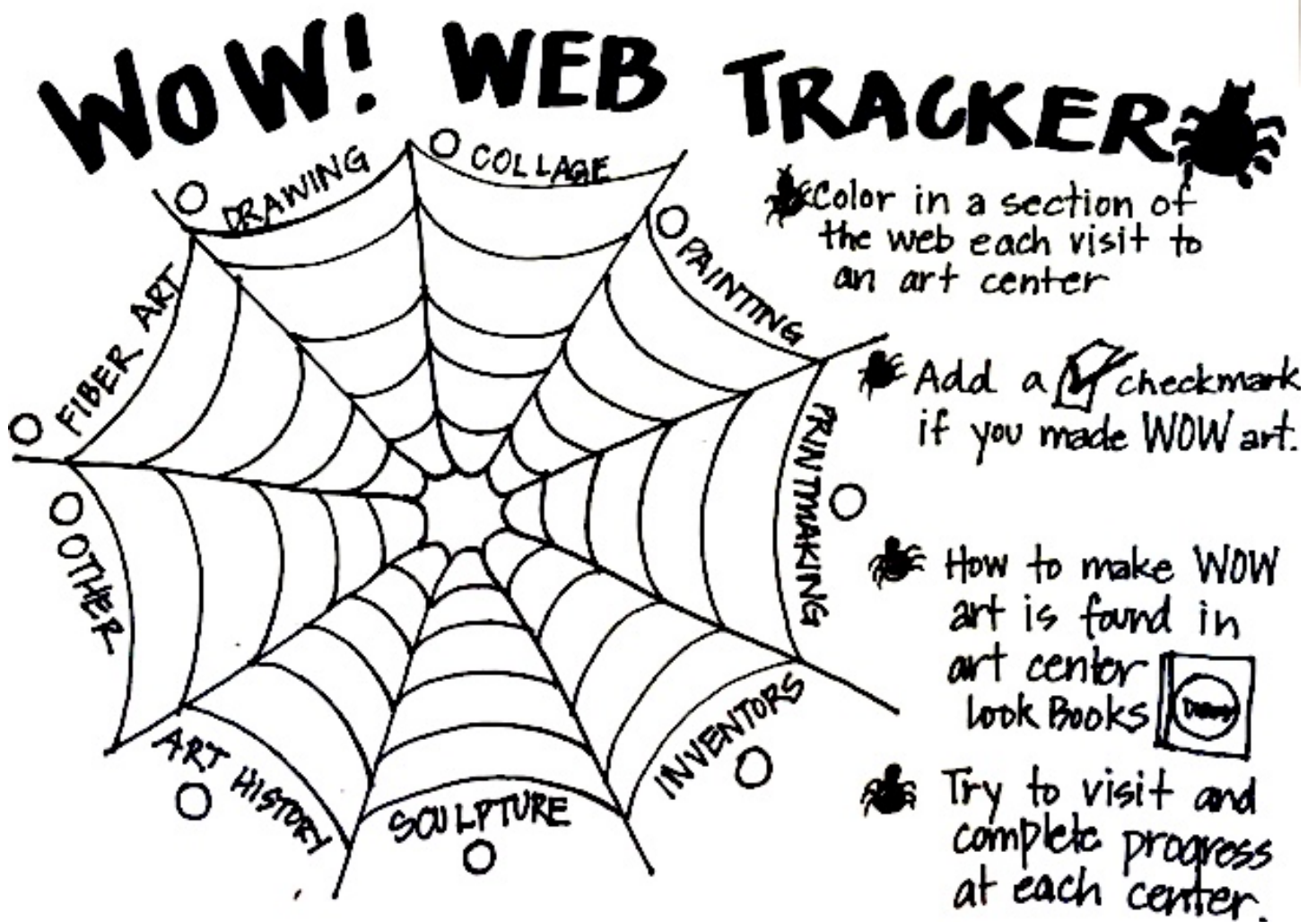


Select two ART EXPLORATIONS to complete each advisory.

Use line <input type="checkbox"/> _____ * 😊 <div style="text-align: center;">date</div>	Mix primary colors <input type="checkbox"/> _____ * 😊 <div style="text-align: center;">date</div>	Show space <input type="checkbox"/> _____ * 😊 <div style="text-align: center;">date</div>	Show meaning <input type="checkbox"/> _____ * 😊 <div style="text-align: center;">date</div>
Use shapes <input type="checkbox"/> _____ * 😊 <div style="text-align: center;">date</div>	Make a clay form <input type="checkbox"/> _____ * 😊 <div style="text-align: center;">date</div>	Show symmetry <input type="checkbox"/> _____ * 😊 <div style="text-align: center;">date</div>	Show self expression <input type="checkbox"/> _____ * 😊 <div style="text-align: center;">date</div>
<p>* Completion of project must be discussed with peer and teacher (check list).</p>			



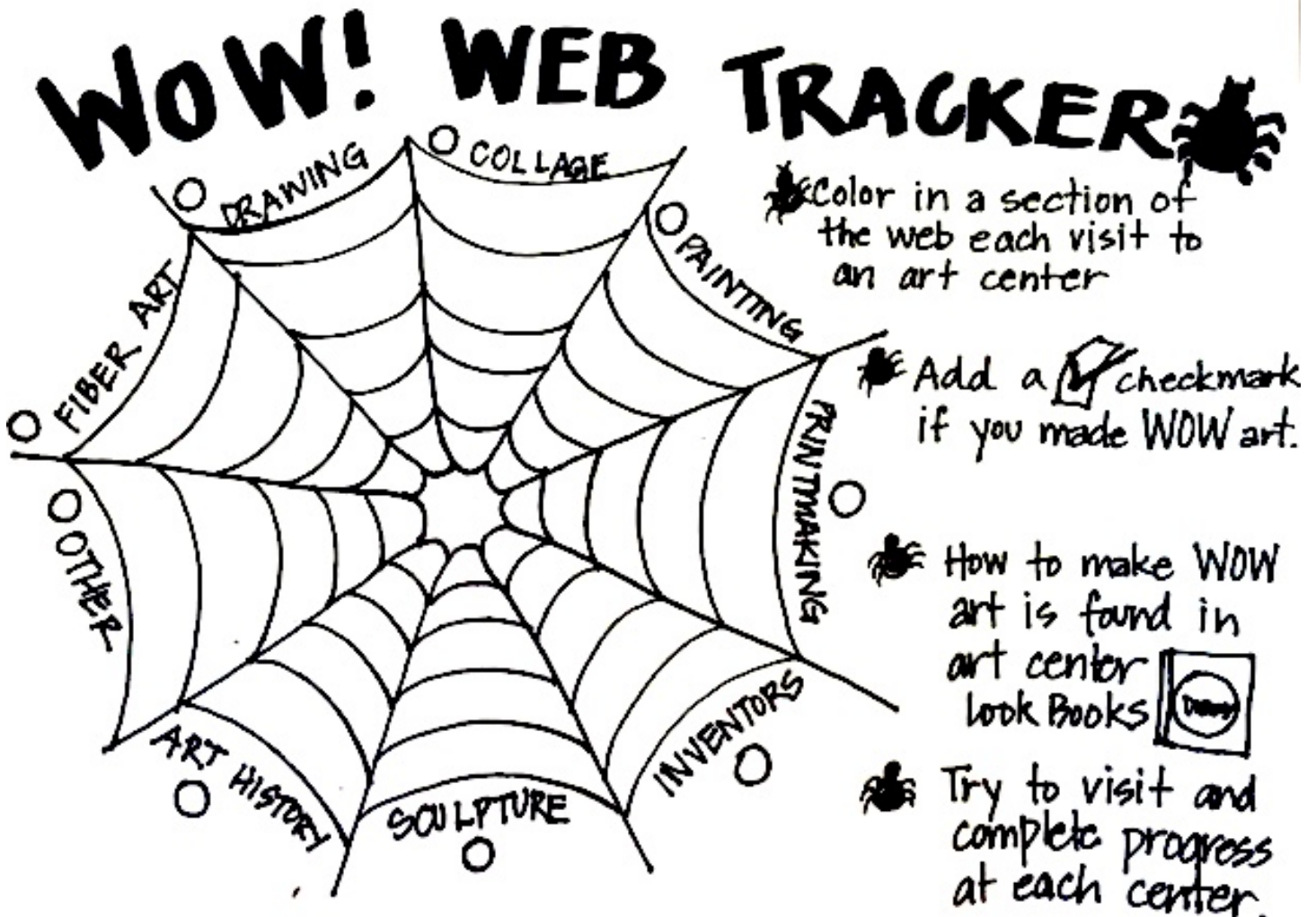
Grade 2

Portfolio Progress Report

Select two ART EXPLORATIONS to complete each advisory.

<p>Show bilateral symmetry in living things.</p> <p><input type="checkbox"/> _____ *😊 date</p>	<p>Create a composition by choosing warm, cool or neutral.</p> <p><input type="checkbox"/> _____ *😊 date</p>	<p>In Fiber arts explore all weaving materials.</p> <p><input type="checkbox"/> _____ *😊 date</p>	<p>Show meaning by connections (personal/subjects)</p> <p><input type="checkbox"/> _____ *😊 date</p>
<p>Design geometric and organic shapes.</p> <p><input type="checkbox"/> _____ *😊 date</p>	<p>Construct a 3D ceramic form using coil, slip, and score techniques with clay.</p> <p><input type="checkbox"/> _____ *😊 date</p>	<p>Use emphasis in a piece of artwork like a person, place or thing.</p> <p><input type="checkbox"/> _____ *😊 date</p>	<p>Create an artwork that shares something about yourself.</p> <p><input type="checkbox"/> _____ *😊 date</p>

* Completion of project must be discussed with peer and teacher (check list).



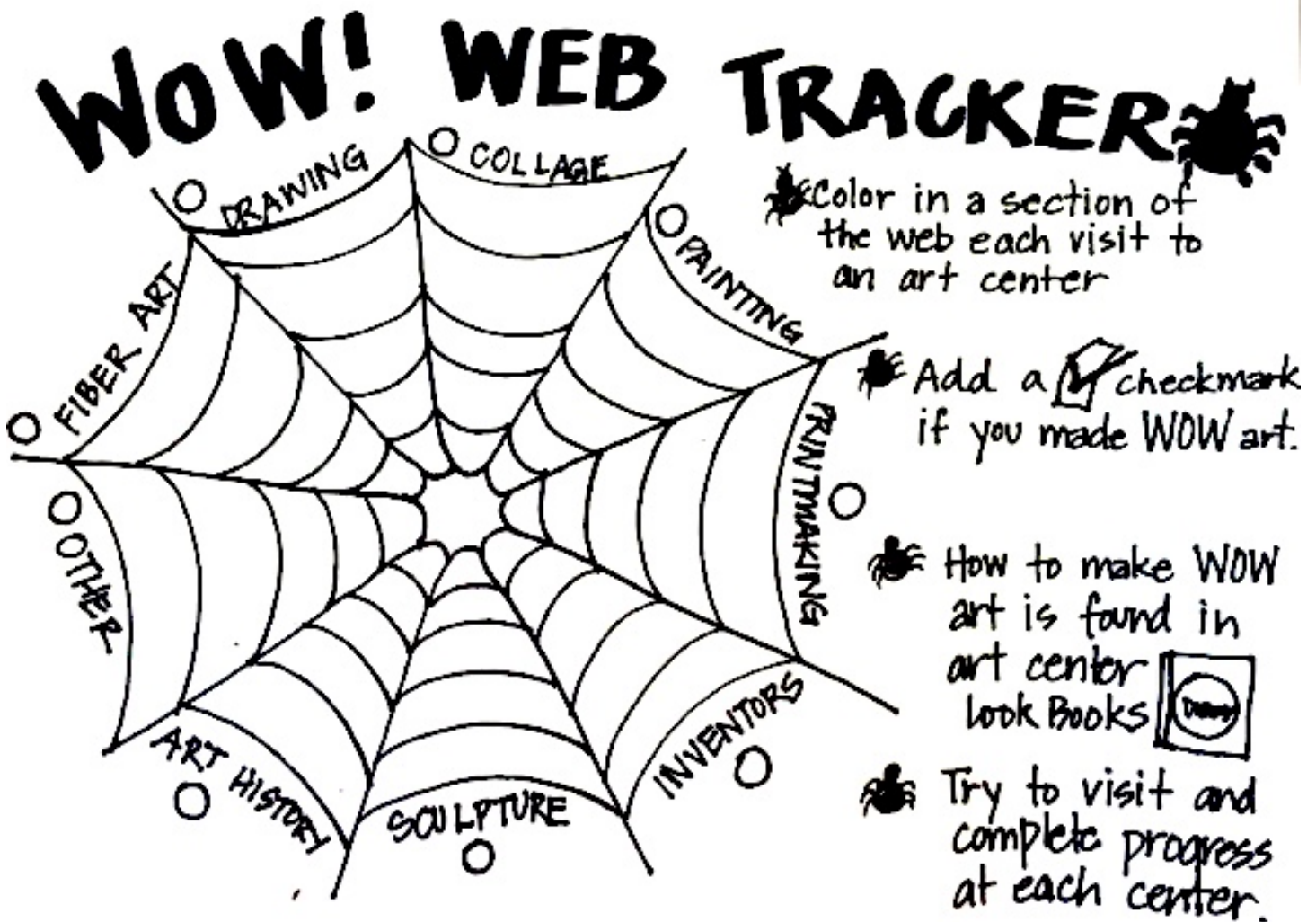
Grade 3

Portfolio Progress Report

Select two ART EXPLORATIONS to complete each advisory.

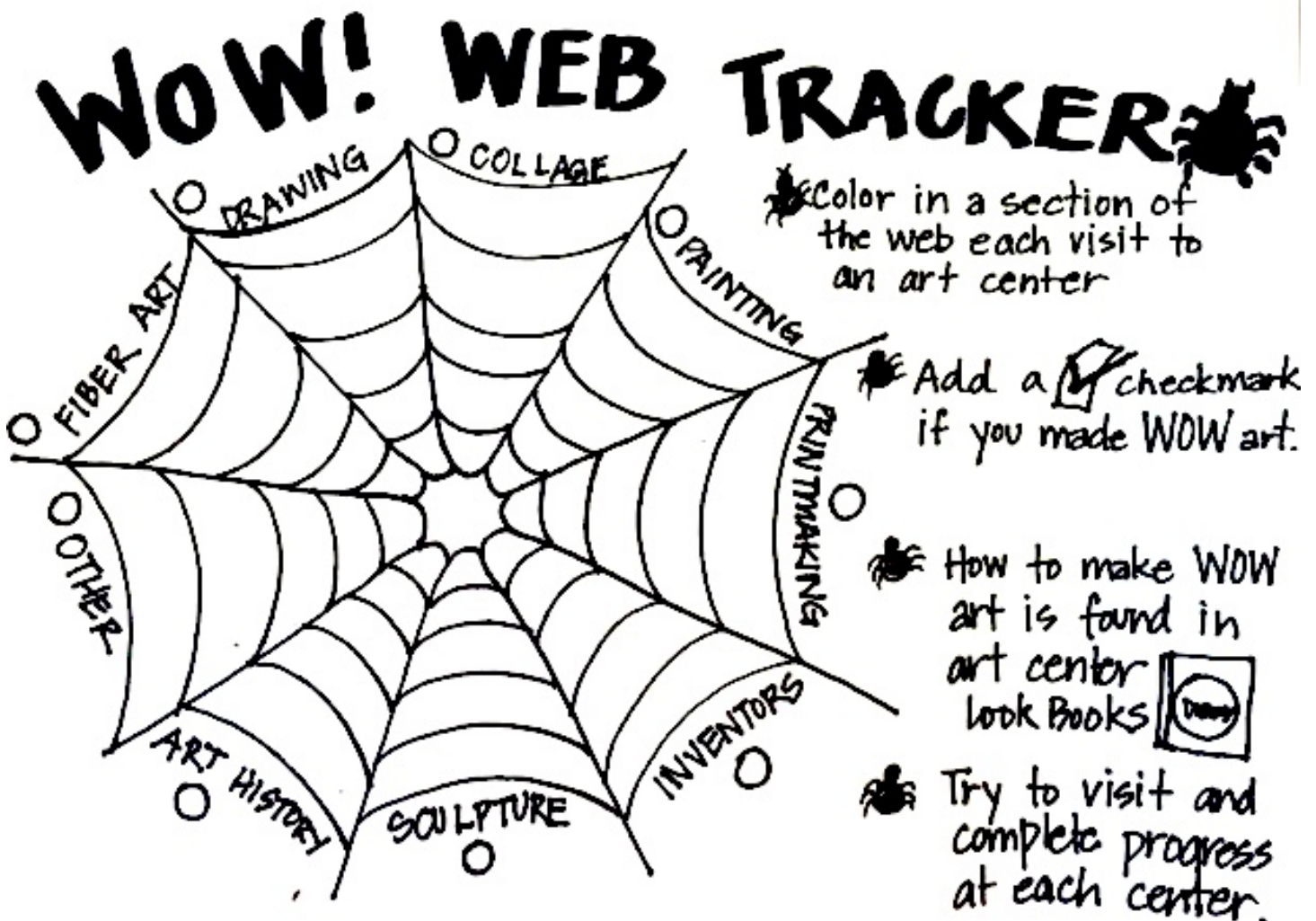
<p>Select an object to produce a contour line drawing.</p> <p><input type="checkbox"/> _____ *😊 date</p>	<p>Incorporate complimentary colors into piece of artwork.</p> <p><input type="checkbox"/> _____ *😊 date</p>	<p>Produce a landscape that demonstrates knowledge of foreground, middle ground, background and horizon line.</p> <p><input type="checkbox"/> _____ *😊 date</p>	<p>Show meaning by connections (personal/subjects)</p> <p><input type="checkbox"/> _____ *😊 date</p>
<p>Use bilateral symmetry.</p> <p><input type="checkbox"/> _____ *😊 date</p>	<p>Create a form using the slab technique.</p> <p><input type="checkbox"/> _____ *😊 date</p>	<p>Show movement in their artwork.</p> <p><input type="checkbox"/> _____ *😊 date</p>	<p>Create an artwork that shares something about yourself.</p> <p><input type="checkbox"/> _____ *😊 date</p>

* Completion of project must be discussed with peer and teacher (check list).



Select two ART EXPLORATIONS to complete each advisory.

1 st Semester	2 nd Semester	3 rd Semester	4 th Semester
<p>Create an optical illusion (seeing something else in something).</p> <p><input type="checkbox"/> _____ *😊 date</p>	<p>Mix 2 tints and 2 shades to create a monochromatic work of art.</p> <p><input type="checkbox"/> _____ *😊 date</p>	<p>Create artwork demonstrating knowledge of positive and negative space.</p> <p><input type="checkbox"/> _____ *😊 date</p>	<p>Show connections to subjects/culture through your art.</p> <p><input type="checkbox"/> _____ *😊 date</p>
<p>Design artwork that shows radial symmetry.</p> <p><input type="checkbox"/> _____ *😊 date</p>	<p>Demonstrate additive and subtractive methods.</p> <p><input type="checkbox"/> _____ *😊 date</p>	<p>Create a mixed media work of art.</p> <p><input type="checkbox"/> _____ *😊 date</p>	<p>Tell a story through your artwork.</p> <p><input type="checkbox"/> _____ *😊 date</p>
<p>* Completion of project must be discussed with peer and teacher (check list).</p>			



Grade 5

Portfolio Progress Report

Select two ART EXPLORATIONS to complete each advisory.

1 st Semester	2 nd Semester	3 rd Semester	4 th Semester
Demonstrate observational drawing skills (see studio resources). <input type="checkbox"/> _____ *😊 <div style="text-align: center;">date</div>	Create an artwork so that color plays an important role. <input type="checkbox"/> _____ *😊 <div style="text-align: center;">date</div>	Select scenery to demonstrate knowledge of 1 point perspective. <input type="checkbox"/> _____ *😊 <div style="text-align: center;">date</div>	Collaborate to address a social issue through the arts. <input type="checkbox"/> _____ *😊 <div style="text-align: center;">date</div>
Produce a piece of artwork that shows research of art history. _____ *😊 <div style="text-align: center;">date</div>	Select materials for a still life that shows self expression. <input type="checkbox"/> _____ *😊 <div style="text-align: center;">date</div>	Create artwork using implied texture. <input type="checkbox"/> _____ *😊 <div style="text-align: center;">date</div>	Develop a character that sends a message. <input type="checkbox"/> _____ *😊 <div style="text-align: center;">date</div>
Completion of project must be discussed with peer and teacher (check list).			

